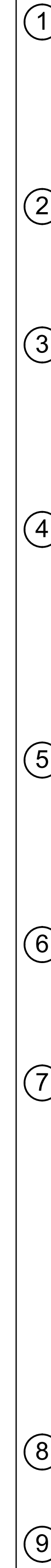
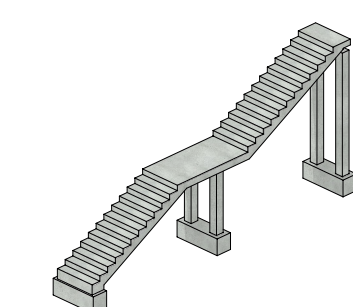


M.: 1:100



Technical drawing of a wall cross-section. The drawing shows a horizontal wall section with a total width of 2.25m. A vertical section of the wall is shown on the right, with a total height of 2.65m. The wall is constructed from concrete (Stb.) and has a reinforcement (JZ) with a spacing of 2074cm. The drawing includes dimensions for the wall thickness (12cm), the height of the wall above the ground level (+3.01m), and the height of the wall below the ground level (+0.20m and -0.15m). The drawing also shows the location of the reinforcement (JZ) and the concrete (Stb.) relative to the ground level.



Abdichtung beachten!

Stb.-Stütze 25/40cm

Stb.-UZ 25/30cm

Stb.-Stütze 25/42cm

Stb.-UZ 25/30cm

Stb.-Stütze 25/30cm

Stb.-UZ 25/30cm

Dorne

20

22

40

60

42

1.95

30

80

1.30

1.30

1.30

1.30

1.30

1.30

1.37

21

Technical drawing of a staircase showing two flights, "Tropfenlauf 1" and "Tropfenlauf 2". The drawing includes structural details like columns, beams, and stairs, with dimensions and level markers. Key dimensions include a total height of 12.50m, a width of 2.50m, and a depth of 2.50m. The drawing is labeled "Auflager siehe Systemdetail" and "Stb.-Stütze 25x25cm".

Deckenversprung

+3.75

+3.65

+3.35

(UZ-E07) 25/100

Stb.-Stütze > 25/25cm

2.00

60/20









3.90

2.00

1.90

-0.15

Legende:

	Stahlbeton		Stb.-Wände im darüberliegenden Geschoss
	MW d \geq 17,5cm		MW.-Wände im darüberliegenden Geschoss
	MW d \geq 20cm		Schöck Isokorb
	MW d \geq 24cm		
	Beton-Fertigteile		

PROJEKT	<p>Neubau KiTa</p> <p>Douvermannstraße 7</p> <p>46535 Dinslaken</p>
---------	---

BAUHERR


Stadt Dinslaken

Platz d'Agen 1
46535 Dinslaken

ARCHITEKT

Kister Scheithauer Gross Architekten und Stadtplaner GmbH
Agrippinawerft 18- Rheinauhafen
50678 Köln

PLANVERFASSEN



WALTER + REIF
Ingenieuresellschaft mbH

52068 Aachen
Charlottenburger Allee 60
Tel.: +49 (241) 949 09-0
Fax: +49 (241) 949 09-25
E-mail: info@w-r-in.de

47119 Duisburg
Harmoniestraße 2a
Tel.: +49 (203) 570 83 76-0
Fax: +49 (203) 570 83 76-5
E-mail: info-du@w-r-in.de

PLANINHALT

Gezeichnet: ma	Interner Prüfer: mb/jv	Plottedatum: 15.01.2026	Projekt-Nr. 24056	Plannummer P-02	Index 0
Datum Erstellung: 15.01.2026	Maßstab: 1:100/50	Blatt-Größe: 1200/594			